
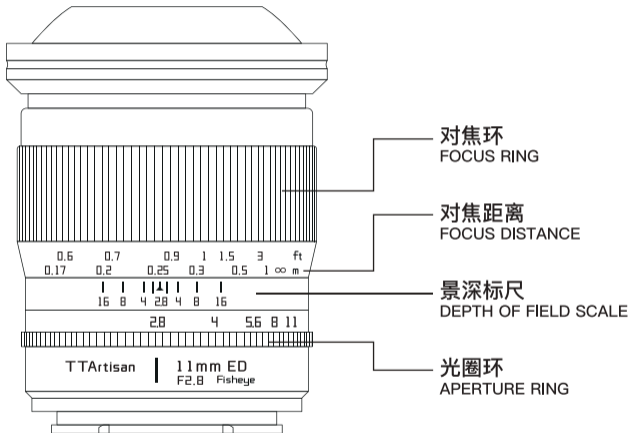


产品手册

User manuals

Fisheye 11mm f2.8





镜头参数 LENS SPECIFICATION

| | | |
|--------|----------------|--------|
| 卡口类型 | 微单/M口 | 单反口 |
| 焦距 | 11mm | |
| 最大光圈 | F2.8 | |
| 最小光圈 | F16 | |
| 画幅 | 全画幅 | |
| 对焦方式 | 手动 | |
| 滤镜尺寸 | 不支持 | |
| 最近对焦距离 | 0.17m | 0.25m |
| 视角 | 对角线180° | |
| 光圈叶片 | 7片 | 10片 |
| 光学结构 | 7组11片 | 10组12片 |
| 卡口 | E/RF/Z/M/L/GFX | EF/F |
| 重量 | 439~600g (约) | |

| | | |
|---------------------------|-------------------------|-------------------------|
| Mount Type | Mirrorless & M | SLR-mount |
| Focal Length | 11mm | |
| Maximum Aperture | F2.8 | |
| Minimum Aperture | F16 | |
| Frame | Full Frame | |
| Focus Method | Manual | |
| Filter Size | No Support | |
| Closest Focusing Distance | 0.17m | 0.25m |
| Angle of View | Diagonal 180° | |
| Diaphragm Blades | 7pcs | 10pcs |
| Optical Design | 11 Elements in 7 Groups | 12 Elements in 10Groups |
| Lens Mount | E/RF/Z/M/L/GFX | EF/F |
| Weight | Around 439~600g | |

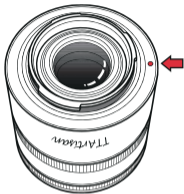
安装镜头 INSTALL THE LENS

把镜头卡口上的圆点对准相机上的圆点，然后顺时针转动镜头，听到“嗒”的声音代表镜头已安装到位。

※安装镜头时请勿按相机上的镜头释放按钮

Align the dots on the lens mount with the dots on the camera, and then turn the lens clockwise. When you hear a "click" sound, it means that the lens is in place.

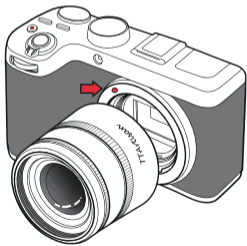
※do not press the lens release button on the camera when installing the lens.



卸载镜头 UNINSTALL THE LENS

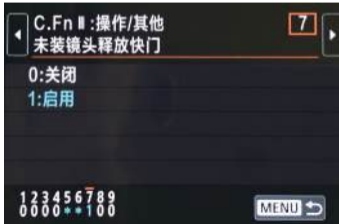
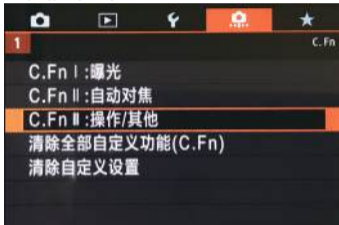
按下相机镜头释放的按钮，然后逆时针转动镜头即可取出。

Press the release button, and then turn the lens counterclockwise to remove it.

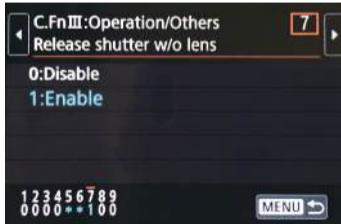
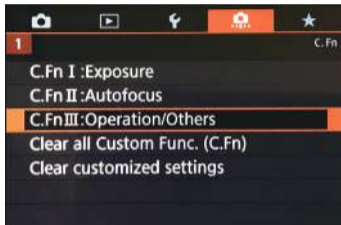


相机菜单设置 CAMERA SETTINGS

▼ 佳能 (RF)



▼ Canon (RF)



05 相机菜单设置 CAMERA SETTINGS

▼ 索尼



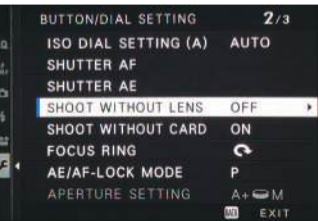
▼ SONY



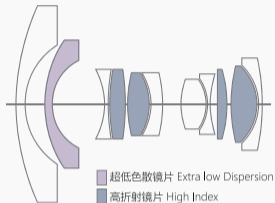
▼ 富士



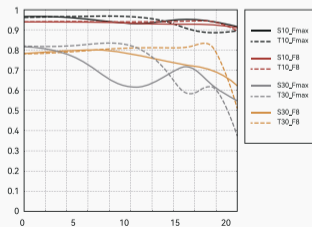
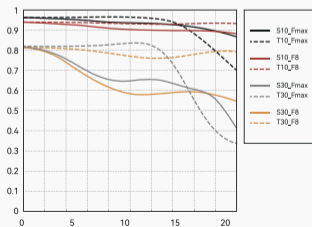
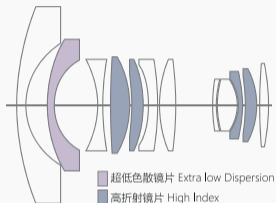
▼ FUJI



微单/M口 MIRRORLESS & M



单反口 SLR





通过【校正文件】可使鱼眼照片变成超广角（校正照片非必要操作）
如需校正，请访问官网下载文件 cn.ttartisan.com > 下载中心

The fisheye photo can be turned into an ultra-wide-angle through [Correction File] (unnecessarily for photo correction), For correction, please visit TTArtisan official website www.ttartisan.com > Download Center

▼ 校正前 BEFOR



▼ 校正后 AFTER



 **安全提示** WARNING

请勿将镜头或相机对着太阳及其他强光源，以免损伤眼睛。

贮存镜头的环境应避免阳光直射，以免光线汇聚引发火灾。

请勿将镜头放置于儿童易触及的地方，防止不可估量的危险。

Do not point the lens or camera directly at the sun or other strong light sources to avoid eye damage.

The storage environment of the lens should be kept away from direct sunlight, so as not to converge and heat to cause a fire.

Do not place the lens in a place where children can reach it to prevent immeasurable danger.

使用小贴士 TIPS

请在干燥环境下贮存镜头，避免受潮发霉，以免影响成像。

本产品不具有防水功能，使用过程应避开水源。

镜头清洁时，请先用气吹吹几下镜片表面，再用干净、柔软镜头布/纸轻轻擦拭。

Please store the lens in a dry environment to avoid moisture and mold, which may affect the image quality.

This product does not have a waterproof function, so avoid water sources during use.

When cleaning the lens, please blow the surface of the lens several times with air blower, and then gently wipe with a clean,soft lens cloth/paper.

以座右铭·匠心永隽

The Thinking Artisan