



The Phoblographer

- HOME
- STAFF BIO AND CONTACT INFO
- REVIEWS INDEX
- DISCLAIMER
- FEATURES
- NEWS
- USEFUL PHOTOGRAPHY TIP

First Impressions: Olympus M.ZUIKO DIGITAL ED 60mm f2.8 Macro Lens

by MIKE POULIOT on 01/02/2013

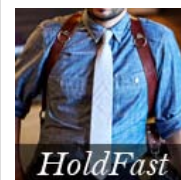
Like 13



Olympus has been on a roll with their latest batch of Micro Four Thirds (MFT) lenses. They kicked off this run with the 12mm F2 and followed it up with the 45mm f1.8 and the 75mm f1.8. Their newest offering is something different, their first MFT macro lens. The [Olympus M.ZUIKO DIGITAL ED 60mm f2.8 Macro](#) is Olympus' newest offering and we've got our hands on it. Here's our initial thoughts...

Technical Specifications

Specs taken from the [B&H Photo Video listing](#).



THE LATEST DEALS FROM B&H PHOTO

What's going on

Canon EOS Rebel T4i Digital Camera with EF-S 18-135mm - *LOWER CART PRICE*, *2%RWRDS* *FREE \$18 Essent Acrys!*.. (\$999.00)
Instant Rebate (\$150.00)

Canon EOS Rebel T3 Digital Camera and 18-55mm IS II Lens Kit - *LOWER CART PRICE* *FREE \$58 Essent Acrys!*.. (\$449.99)
Instant Rebate (\$100.00)

Canon EOS Rebel T4i Digital Camera - *LOWER CART PRICE* *FREE \$18 Essent

GREAT DEALS OVER AT AMAZON!

Performance	
Focal Length	60 mm Comparable 35mm Focal Length: 120 mm
Aperture	Maximum: f/2.8 Minimum: f/22
Camera Mount Type	Micro Four Thirds
Format Compatibility	Micro Four Thirds
Angle of View	20°
Tilt/Shift	None
Minimum Focus Distance	7.4" (18.80 cm)
Magnification	1x
Maximum Reproduction Ratio	1:1
Groups/Elements	10/13
Diaphragm Blades	7

Features	
Image Stabilization	No
Autofocus	Yes
Tripod Collar	No
Flash Synchronization	Not Specified By Manufacturer
Exposure Control	Not Specified By Manufacturer

Physical	
Filter Thread	46 mm
Dimensions (DxL)	Approx. 2.20 x 3.23" (56 x 82 mm)
Weight	6.53 oz (185 g)

Ergonomics



The [Olympus 60mm f2.8 Macro](#) lens is smaller than I expected it to be. At approximately 3.2" long, it's about the same size as the OM-D's 12-50mm kit lens. So far, overall usability of the lens is quite good. The focus ring dominates the top half of the lens and it turns with a smooth, consistent action. The resistance from the focus ring is neither too light nor too heavy. It feels very balanced when manually focusing.



THE PHOBLOGRAPHER ON BORROWLENSES



FREE SHIPPING FROM ADORAMA



THINK TANK



GOOGLE CUSTOM SEARCH



THE PHOBLOGRAPHER GROUPS





Besides the focusing ring, the other main feature of the lens is a dial that allows you to set the distance range that the lens will use when attempting to lock focus. There are four settings:

1. 0.4 meters – infinity
2. 0.19 meters – infinity
3. 0.19 meters – 0.4 meters
4. 1:1 (closest focusing distance)

To select your working distance, simply turn the dial to the desired range. If you want to select 1:1, you have to turn and hold the dial at the 1:1 setting and it will automatically pop back to 0.19 meters – 0.4 meters.

Build Quality



The build quality of the the [Olympus 60mm F2.8](#) is good, but I wouldn't call it great. Besides the actual lens elements and the lens mount, the rest of the lens is plastic. It doesn't feel cheap like some of the MFT kit lenses, but it doesn't feel as solid as some other all plastic body lenses in the same price bracket (i.e. [Panasonic/Leica 25mm F1.4](#)). As I stated before, the focusing ring is large and works well, but I would like it more if it had a

B & H PHOTO



POPULAR POSTS

[Which One Should I Buy: Canon 60D? T2i? or 7D?](#)

[Review: Olympus OMD EM5](#)

[Which One? Nikon D7000 or Nikon D5100](#)

[The Best Budget Lenses](#)

[Review: Pentax K-30](#)

[Op-Ed: Why I Sold Everything for the Olympus OM-D E-M5](#)

[Review: Yongnuo 560 EX II Flash \(For Canon, Nikon, Micro Four Thirds and Any System\)](#)

[Review: Olympus EP-3 \(and 12mm F/2\)](#)

[First Impressions: Sony NEX 7 vs Fujifilm X Pro 1 vs Olympus EM5 OMD](#)

[ISO Torture Test: Pentax K-5 vs. Nikon D7000, which is better?](#)

DAILY POPULAR

[Review: Sigma 70mm F2.8 EX DG Macro](#)

[Review: Think Tank Retrospective 40 Shoulder Bag](#)

[Hands On Review: Yasuhara Nanohax5 5x Macro Lens \(Micro Four Thirds\)](#)

[Review: Olympus 45mm f1.8 MSC](#)

[Review: Voigtlander 17.5mm f0.95 Lens \(Micro Four Thirds\)](#)

[Have You Met Triggertrap?](#)

[Review: Sigma 30mm f2.8 EX \(Micro Four Thirds\)](#)

[Not Too Much-Not Too Little = Just Right: The Think Tank Retrospective 30](#)

[Review: Tokina 300mm f6.3 Mirror Lens \(Micro Four Thirds\)](#)

[First Impressions: Olympus M.ZUIKO DIGITAL ED 60mm f2.8 Macro Lens](#)

little more of a rubbery grip to it.



So, the overall quality takes a slight hit due to the pure amount of plastic but it's not all bad news. The [Olympus 60mm F2.8 macro](#) is one of Olympus' new "splash proof" lenses. When you pair this up with the [OM-D](#), you don't have to worry about shooting in damp or dusty conditions. That alone will be a selling point for many users.

Autofocus



Olympus OM-D (on tripod) – 1/20sec at F8.0, ISO 200

For a macro lens, the AF is pretty darn good. With that said, this is by no means as fast as the [Olympus 45mm f1.8](#) or the [Panasonic/Leica 25mm f1.4](#), but you have to remember that this lens has a massive focus range to go through before it locks focus. Using the distance dial on the side of the lens greatly improves AF speed. I'll be sure to use this dial throughout the review process.

The
Phoblographer



SUBSCRIBE TO BLOG VIA EMAIL

Enter your email address to subscribe to this blog and receive notifications of new posts by email.



GET THE LATEST NEWS

[Subscribe Now!](#)

COOL PHOTOLOGS LISTED

DONATE TO THE PHOBLOGRAPHER

Please Support The Site



[Click here to donate](#)

I haven't used the [Panasonic/Leica 45mm F2.8 Macro](#), but from what I've seen and read, AF speed on the Olympus 60mm F2.8 seems to be a bit faster. I'll see if I can find a local copy before I have to send this unit back to Olympus.

Ease of Use



Olympus OM-D (on tripod) – 1/20sec at F8, ISO 200

On an Olympus body with IBIS, especially the [OM-D](#), this lens is pretty darn easy to use. Select your focus point, lock focus, and shoot. I've taken a few shots using my Panasonic GF-1, and while the images are great, you definitely notice the lack of AF. A tripod is a must for any closeup work. I've forgotten to change the distance dial on several occasions which results in the lens hunting back and forth, but I'm sure that changing the dial will become second nature with time.

At this point, my biggest complaint when it comes to ease of use is the lack of manual focus selector on this lens. Being a macro lens, this lens would be an ideal candidate for some sort of MF override switch. I've started using manual focus so much that I changed one of my camera's function buttons to switch to manual focus. While the lens's AF speed is good, the AF area is too large and fine tuning is often needed.

Image Quality

I've only had the chance to take a few shots in the house but I have to say that I'm pretty impressed. Even wide open, this lens is super sharp and I haven't seen a hint of CA or any color fringing. Also, I know bokeh is a very subjective thing, but I find it to be quite pleasing with the [Olympus 60mm macro](#).



Olympus OM-D (handheld) – 1/80sec at F3.5, ISO 800



*Yes, there is a similar image above, this one has a different lighting setup.
Olympus OM-D (on tripod) – 1/20sec at F10, ISO 200*




Olympus OM-D (on tripod) – 1.3sec at F2.8, ISO 200



Olympus OM-D (on tripod) – 1/125sec at F8, ISO 200



Olympus OM-D (on tripod) – 1/125sec at F8, ISO 200





Olympus OM-D (on tripod) – 1/125sec at F8, ISO 200

First Impressions



I've only had [this lens](#) for a few days but I am really impressed with it so far. It is light, responsive, sharp and splash/dust proof. More importantly, I'm really impressed with the results when paired up with my [OM-D](#). Colors are accurate and pleasing and I've had to do little to no post processing on my images. In fact, all images

in this post are JPEGs straight from my OM-D, no post-process work was done at all.

As a side note...


I usually spend most of my time out on the street with my [Panasonic 20mm F1.7](#), but this lens has forced me to shoot differently. I'm finally using my flash more and I'm now taking pictures of things that I would normally ignore, i.e. my watch. This lens has sparked my excitement for a realm of photography that I've never really explored.

Feel free to leave any questions you may have in the comments below and I will do my best to address them in the full review.

Please Support The Phoblographer

We love to bring you guys the latest and greatest news and gear related stuff. However, we can't keep doing that unless we have your continued support. If you would like to purchase any of the items mentioned, please do so by clicking our links first and then purchasing the items as we then get a small portion of the sale to help run the website.

Also, please follow us on [Facebook](#), [Flickr](#) and [Twitter](#).



How to Take Sandcastles to the Next Level The 10 Best Spots to See and Photograph NYC What Happens when Animal Worlds Collide? 30 Giant Figures Seen from Google Earth

(Visited 1,641 times, 1,638 visits today)

Related posts:

1. [More M43 Lenses From Olympus For The Mirrorless Army](#)
2. [First Impressions: Olympus E-PL5](#)
3. [Review: Olympus 75mm f1.8 Lens](#)
4. [Samples from the Voigtlander 17.5mm f0.95 Lens for Micro Four Thirds](#)
5. [Field Review: Olympus EPL-2 \(Day 4\)](#)

Tagged as: M.ZUIKO, macro, micro four thirds, olympus, Olympus 60mm F2.8 Macro, Portrait Lens, Splashproof, weather-sealed

Sorry, the browser you are using is not currently supported. To use the comments, Disqus recommends the following browsers:

- [Firefox](#)
- [Chrome](#)
- [Internet Explorer 9](#)
- [Safari](#)

Mike

Thanks for the review. You mention that there is no MF switch on the lens, but does disabling AF in the OMD's menu allow for manual focus?

Mike_Pouliot

Hi Mike,

Yes, you can select MF within the OM-D's menu. There is a setting that allows for AF then MF can be activated by turning the focus ring. This makes tweaking focus

much easier.

Thanks for your comment,
Mike Pouliot
Contributor
The Phoblographer

Mike

PREVIOUS POST: [This Week in Photography History: The Birth of Alfred Stieglitz](#)

NEXT POST: [Review: Think Tank Retrospective 40 Shoulder Bag](#)

Copyright © 2008–2013

[WordPress Admin](#)

